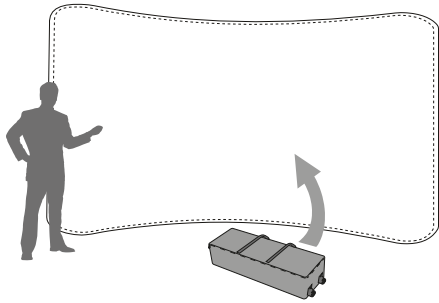


1. CONTENT AND TEXTIL GRAPH

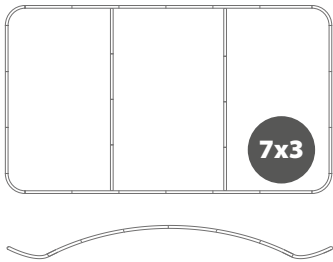


CONTENT




Open the bag, check the content of the bag and take out all the pieces carefully.

The Tension Display features a lightweight curved aluminium structure that is assembled in a few minutes by joining the ends marked with pairs of numbers and colours. A padded canvas bag is included for transport.



The Bamako Tension Textile Wall features a 7x3 ratio.

GRAPHIC ATTACHMENT BY TENSION FABRIC



To adjust the fabric graphic (sold separately) to the structure, simply wrap the aluminum frame from the bottom to the top or left to right (according to the model) and then close carefully the back zip.

For those cases in which the graphic is **supplied by the client**, we recommend making use of the materials listed in the following **QR code** (scan for downloading Excel file). Please contact us or visit [www.cashdisplay.com](http://www.cashdisplay.com) for more information.



2. SET UP THE STRUCTURE

