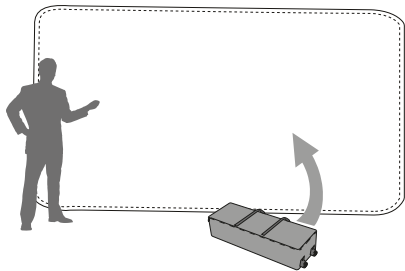


1. CONTENT AND TEXTIL GRAPH



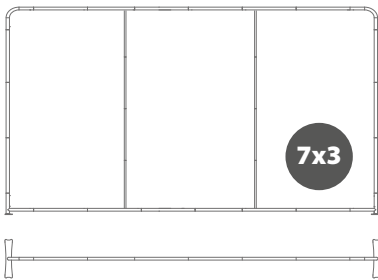
CONTENT




Open the bag, check the content of the bag and take out all the pieces carefully.

The Tension Display features a light-weight curved aluminium structure that is assembled in a few minutes by joining the ends marked with pairs of numbers and colours. A padded canvas bag is included for transport.

Dakar textile wall has a 7x3 ratio available.



GRAPHIC ATTACHMENT BY TENSION FABRIC



To adjust the fabric to the graphic, simply wrap the aluminum frame from the bottom to the top and then close the back zip.

For those cases in which the graphic is **supplied by the client**, we recommend making use of the materials listed in the following **QR code** (scan for downloading Excel file). Please contact us or visit www.cashdisplay.com for more information.



2. SET UP THE STRUCTURE

